

# Spectroscopy of a windowless, electron-beam-pumped excimer lamp (EBEL) in the VUV spectral region of 50 – 200 nm



Physical & Theoretical Chemistry  
Wuppertal, Germany  
Institute for Pure and Applied Mass Spectrometry

Sebastian Winkelmann, Sebastian Klopotoski, Hendrik Kersten, Thorsten Benter

## Introduction

Single photon ionization is widely used for a vast range of mass spectrometric analytical applications. Since the ASMS conference 2010 we have presented several contributions concerning the spectroscopic characterization of light sources providing ionizing radiation between 50–150 nm [1]. In this contribution we present spectroscopic data of a **modified** electron-beam-pumped rare-gas excimer lamp (EBEL) [2].

Principle of lamp operation:

- accelerated electron beam (continuous or pulsed) passes a thin foil from the vacuum region into the high pressure region (approx. 1 bar) of a discharge gas
- generation of a small, brilliant light spot

Modification:

- removal of the original MgF<sub>2</sub> window
  - continuous flow of the discharge gas
- Windowless operation; provides insight into the emission characteristics even below 100 nm

## Methods

### VUV spectrometer

- ARC VM-502 VUV spectrometer (Acton Research Corporation, Acton, MA, USA) with a Al/MgF<sub>2</sub> coated parabolic grating
- modified for operation with helium at atmospheric pressure (counter helium flow of 100 mL/min; exits through the aperture slit)

### EBEL - VUV Spectrometer coupling

- original MgF<sub>2</sub> window was removed
- continuous gas supply into the discharge volume (350 mL/min) with actively pumped outlet
- a disc with a 2 mm wide slit separates the discharge gas chamber from the spectrometer chamber

### Detection/ signal processing system

- scintillator-coated lens with Na-salicylate (custom made via piezo-nebulizer)
- Photomultiplier tube, R955, Hamamatsu Photonics, K.K., Hamamatsu City, Japan
- custom made amplifier (factor 1000)
- A/D converter, R232-ADC16/24, taskit GmbH, Berlin, Germany
- custom software (VB 2010 Express)

## Experimental Setup

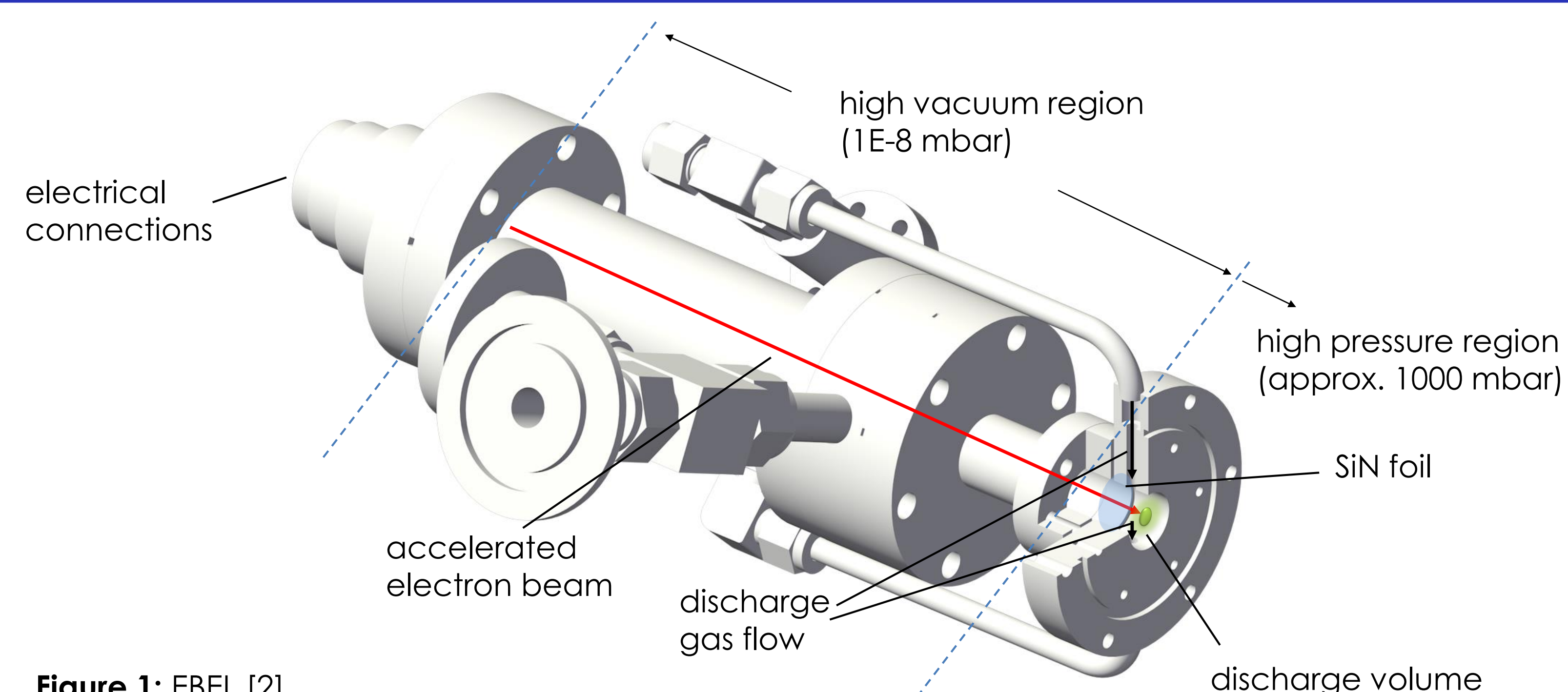


Figure 1: EBEL [2]

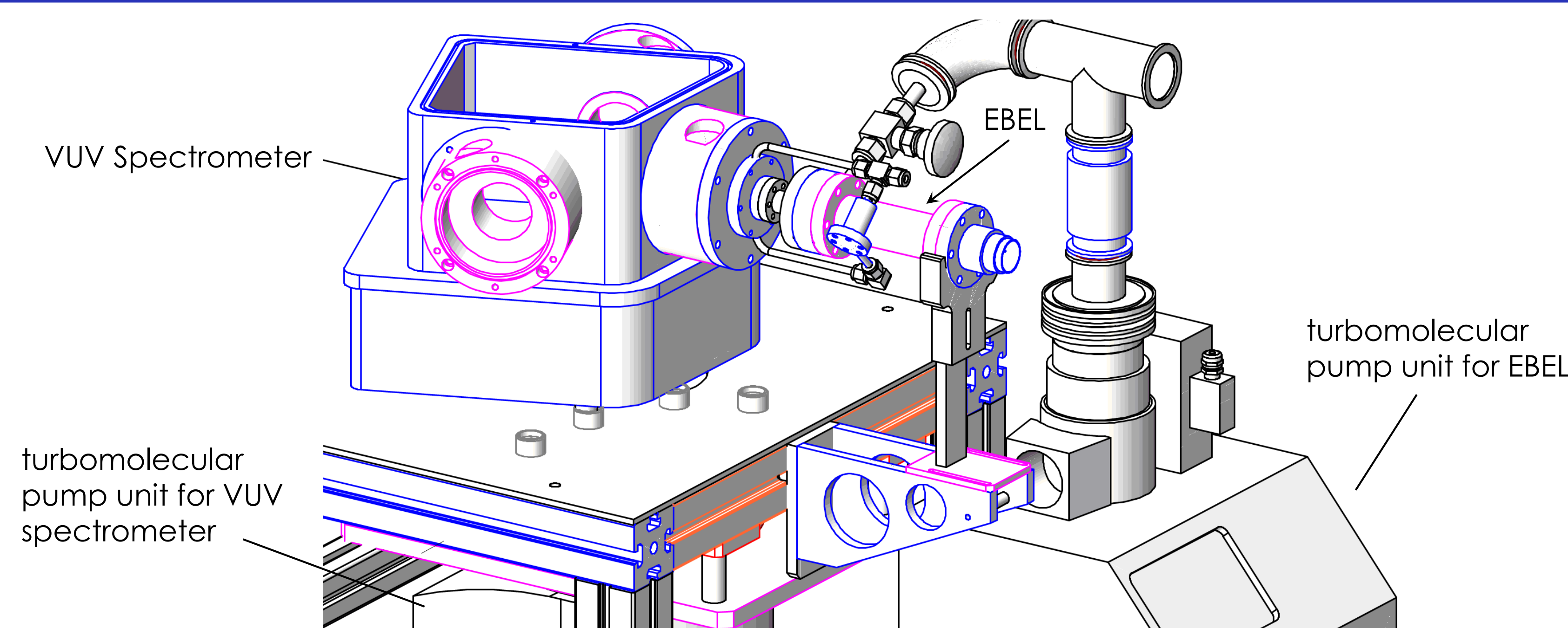


Figure 2: experimental setup

## Helium/Argon Discharge Gas

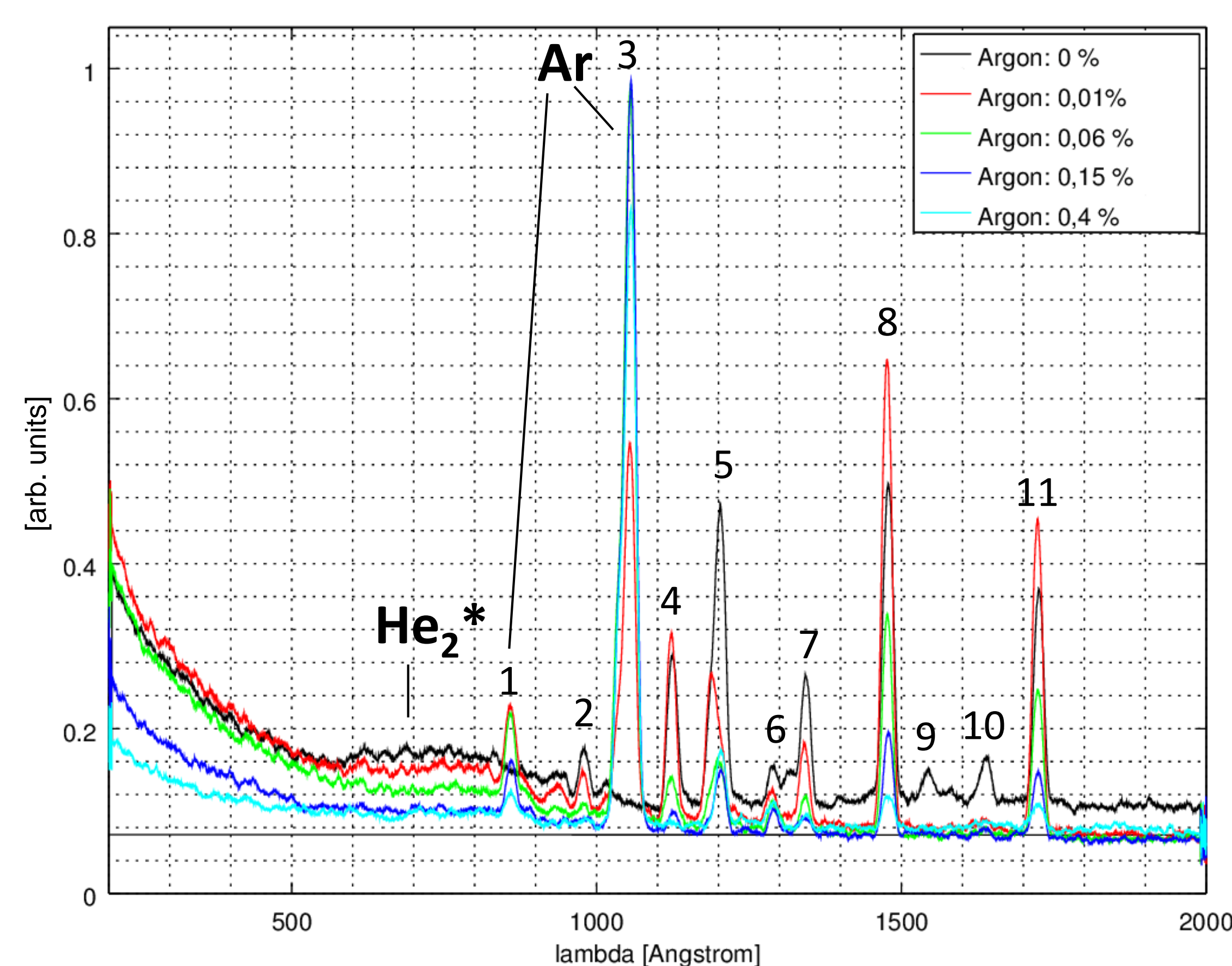


Figure 3: VUV spectra of the EBEL with helium and admixtures of argon at a total pressure of 1000 mbar. Operation of the electron beam in continuous mode.

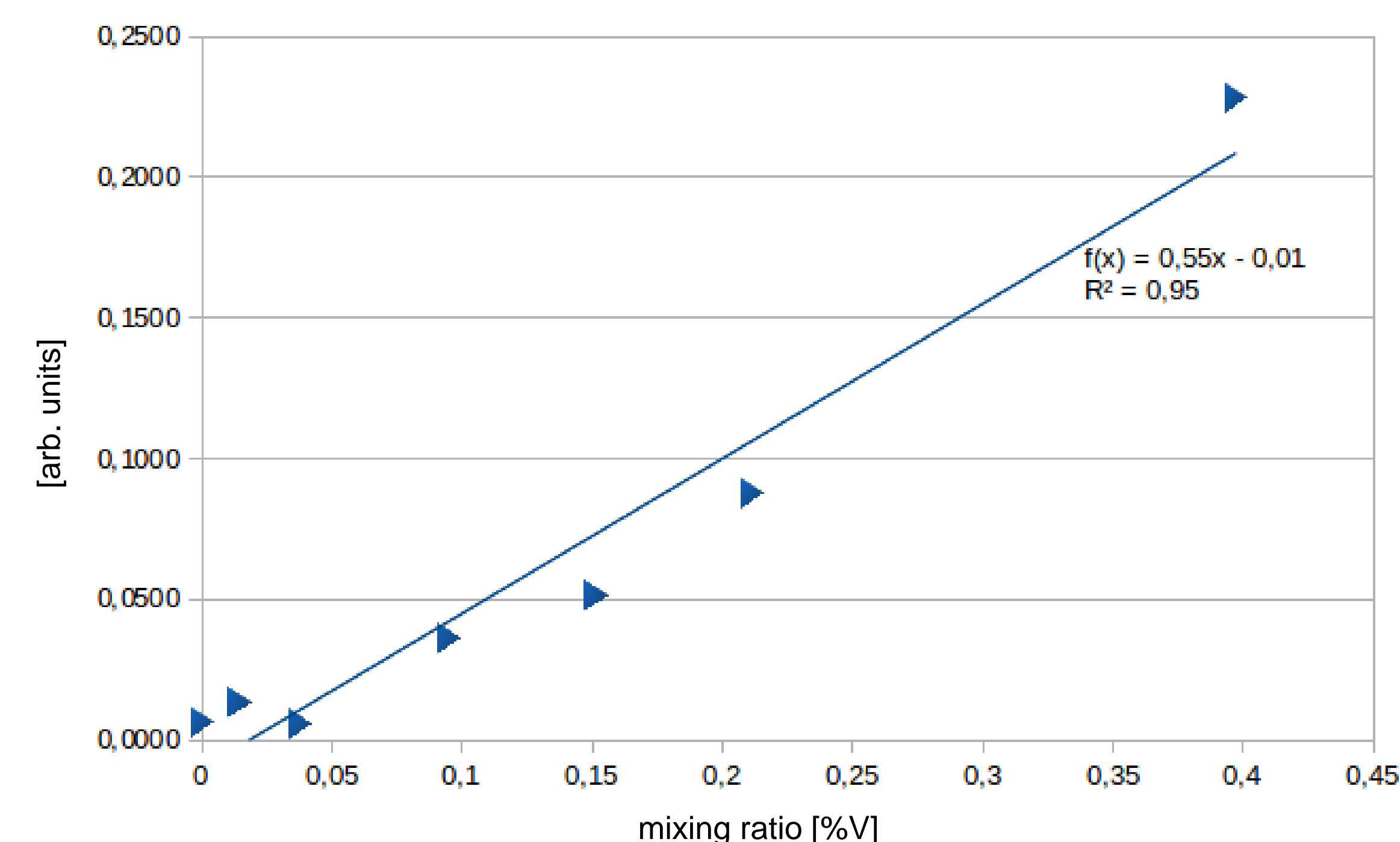
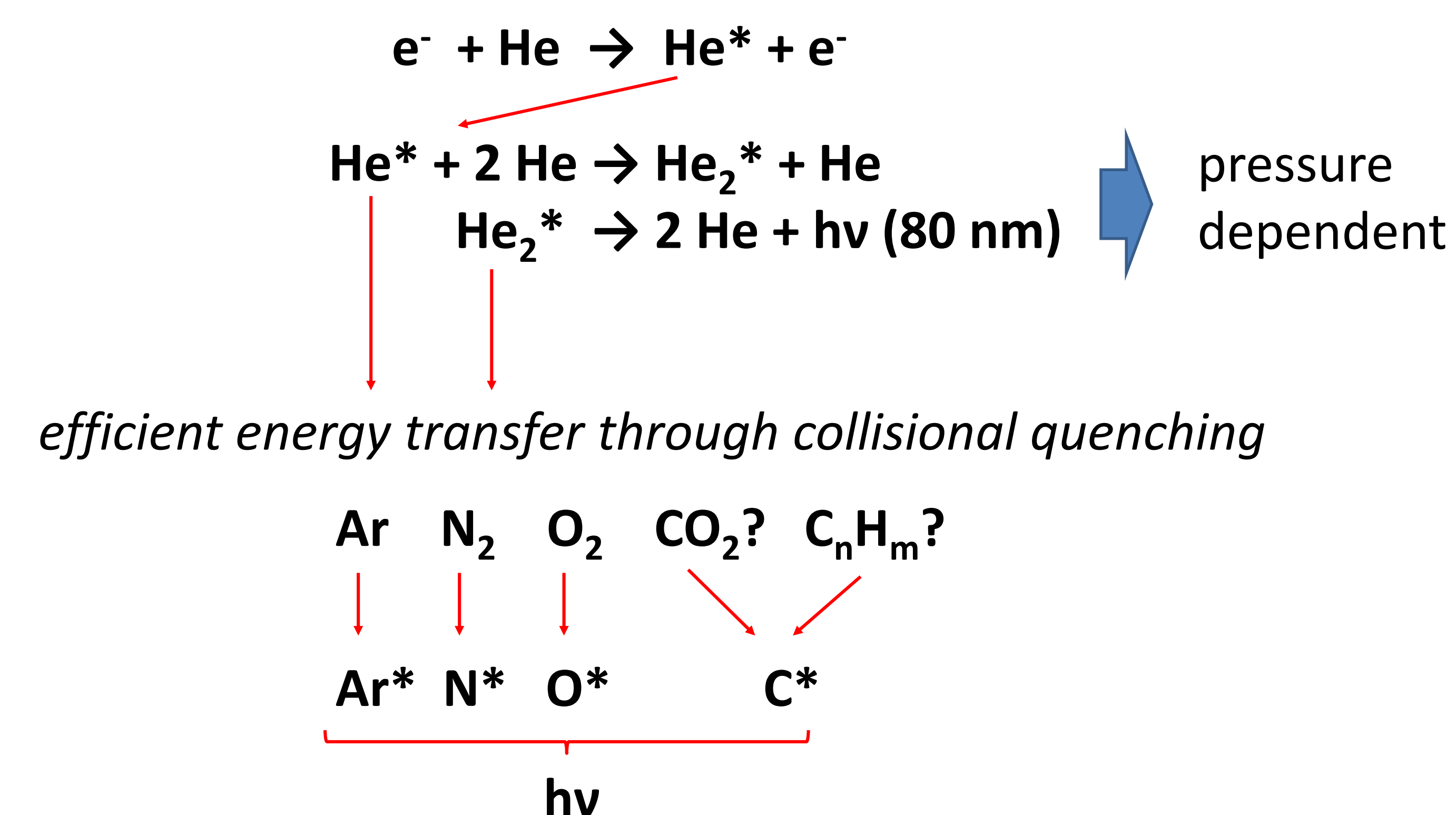


Figure 4: Intensity of the total argon emission in dependency of the argon admixture in helium at a gas pressure of 1000 mbar. Operation of the electron beam in continuous mode

## Theory



peak	wavelength [Ångstrom]	species
1	840-894	Ar(I)
2	988	O(I)
3	1048/1066	Ar(I)
4	1134	N(I)
5	1190-1121	N(I)/C(I)/H(I)
6	1277/1330	C(I)/O(I)
7	1329	C(I)
8	1492	N(I)
9	1560	C(I)
10	1657	C(I)
11	1745	N(I)

Table 1: Peak assignments from fig. 3 and 5

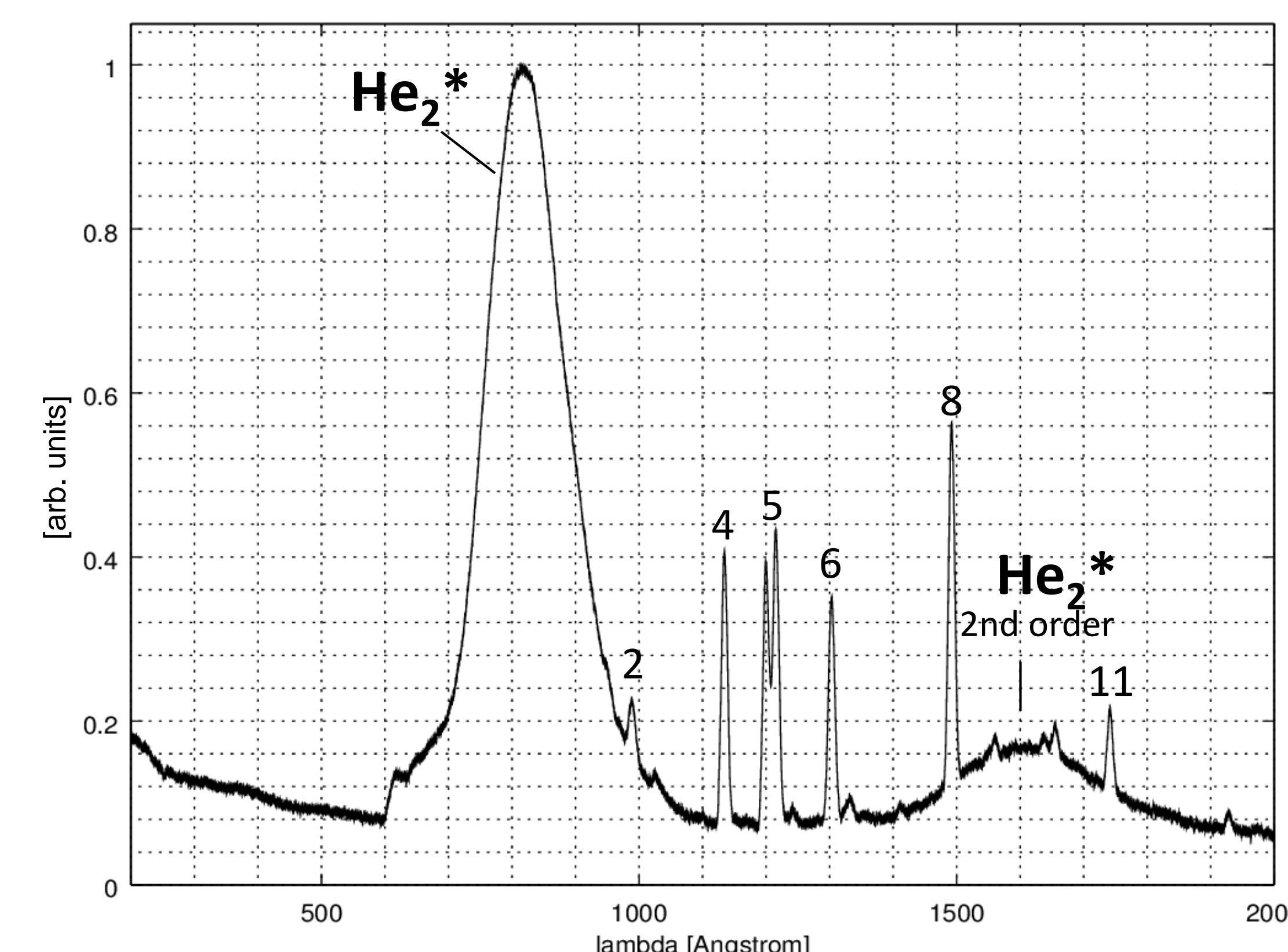


Figure 5: Reference VUV spectrum of a spark discharge with "pure" helium, recorded with the same spectrometer setup [3]

## Conclusions

- Increasing argon concentration results in significant intensity loss of the He<sub>2</sub>\* emission, as well as a decrease of the nitrogen, oxygen and carbon impurity lines (c.f. Fig. 3).
- Though the measurement procedure started with evacuating the VUV spectrometer to 1E-6 mbar and subsequent rapid filling with purified helium to 1000 mbar, the spectra showed abundant impurity lines and merely minor helium dimer emission. The error in this procedure is under current investigation.
- Interestingly, the C\* emission is disproportionately high.

## Outlook

Problems with the pump unit of the EBEL caused a prolonged experimental break. The following issues need to be tackled:

- measurements within a cleaner gas matrix in the spectrometer
- additional gas mixtures
- operation in pulsed mode with time resolved emission spectroscopy

## Literature

- [1] Kersten, H.; Brockmann, K. J.; Benter, T.; O'Brien, R., Windowless Miniature Spark Discharge Light Source for efficient Generation of VUV Radiation below 100 nm for on-capillary APPI, Proceedings of the 59th ASMS Conference on Mass Spectrometry and Allied Topics; Denver, CO, USA, 2011
- [2] Mühlberger F, Streibel T, Wieser J, Ulrich A, Zimmermann R; Single photon ionization time-of-flight mass spectrometry with a pulsed electron beam pumped excimer VUV lamp for on-line gas analysis: setup and first results on cigarette smoke and human breath. Anal Chem. 2005 Nov 15; 77(22):7408-14.
- [3] Barnes, I.; Klopotoski, S.; Kroll, K.; Kersten, H.; Benter, T., Measurements of electronically excited noble gas species radiating in the far VUV, Proceedings of the 62nd ASMS Conference on Mass Spectrometry and Allied Topics; Baltimore, MD, USA, 2014

## Acknowledgement

Financial support from the German Research Foundation (DFG) within project KE 1816/1-1 and Carl Zeiss SMT GmbH is gratefully acknowledged. Many thanks to Dr. Mohammad Reza Saraji-Bozorgzad from Photonion GmbH for his constant help.